







Teacher Resource Pack

**2026
Picture
Book
Award**



Contents

Introduction to Picture Book Award 2026	2 - 3
Picture Book Award 2026 – Project Resources	4
Explore the Shortlisted Books	5
Class Activity Suggestions for the Shortlisted Books:	
Alone On My Rock	6 - 7
Ant Party	8 - 9
It's Behind You!	10 - 11
The Butterfly House	12 - 13
This That What	14 - 15
We Are Like Birds	16 - 17
Art Competition	18
Class Response Competition	19
Appendices	20 - 38
Page Borders	29 - 34
List of Picture Book Award Participating Schools	35
Letter to Parents/Carers	36
Attitudes to Reading Survey	37 - 38
Readers to Writers 2027...booknow!	39

WELCOME TO PICTURE BOOK AWARD 2026!

Thank you for taking part in the Shropshire Bookfest Picture Book Award 2026 project and for helping to choose the picture book published during the last year and a half for 5- to 7-year-olds that children in Shropshire love the most. A total of 24 schools and 747 pupils are taking part in Picture Book Award this year, including a school in Wales who are taking part in a pilot project for the newly formed Pembrokeshire Bookfest.

Along with this Teacher's Pack, you will have received all the materials that you need to run Picture Book Award 2026 with your pupils.

The electronic version of this pack, can be accessed and downloaded online at:
www.shropshirebookfest.co.uk/book-award-2026.

How has the PICTURE Book Award 2026 shortlist been chosen?

The Picture Book Award 2026 shortlist has been chosen with the very enthusiastic help of Key Stage 1 children from Castlefields Primary School (Bridgnorth), Hinstock Primary School, Lilleshall Primary School, Mount Pleasant Primary School, Prestfelde School, St Laurence's CofE Primary School (Ludlow) and St Lawrence CofE Primary School (Church Stretton). Between them they read and commented on a list of 70 titles put forward by the major children's publishers. We are very grateful to those pupils and to their teachers for their efforts and enthusiasm.

The six titles on the shortlist are the ones they felt were good reads for both boys and girls, aged from 5 to 7 years old; that maybe made them laugh, had fantastic characters and told a great story. They loved them and we hope you do too.

Your school has been given multiple copies of each of the six shortlisted titles, which are now yours to keep:

Alone On My Rock – Written by Smriti Halls, illustrated by Luke Scriven

Ant Party - Written by Ross Montgomery, illustrated by Sarah Warburton

It's Behind You! - Written by Jeanne Willis, illustrated by Momoko Abe

The Butterfly House - Written and illustrated by Harry Woodgate

This That What - Written by Katy Ashworth, illustrated by Colleen Larmour

We Are Like Birds – Written and illustrated by Laila Ekboir

Do the children have to read all six books?

We are asking children to choose their favourite book from the shortlist. In order to be able to compare and choose between them, they will obviously need to read more than one book but more importantly, to read as many of the books as they can. We hope that as a whole class, through guided reading activities and with the help of parents, that all pupils should be able to access ALL SIX of the books to enable them to choose their favourite.

When is the voting deadline?

The deadline to submit votes is **Friday 26th June 2026**. We kindly request that votes are submitted on or before this date due to it being the end of term.

What is the voting procedure?

The voting system for the Picture Book Award has been kept simple. We are asking pupils to name their one FAVOURITE book out of the selection of six on the shortlist. You will have been provided with a voting card for each child in the pack delivered to you in May 2026.

PLEASE can you ensure that pupils **TICK ONLY ONE BOX** on the card. The book with the highest number of votes will be the winner of the Picture Book Award 2026.

Please email the total number of votes for each title to annabel.warburg@shropshirebookfest.co.uk ON OR BEFORE FRIDAY 26th JUNE 2026.

When will the winner be announced?

The winner of the Shropshire Bookfest Picture Book Award 2026 will be announced in **early July** via www.shropshirebookfest.co.uk, where you will be able to link to a video of the winning author speaking to the children. We will email you to inform you of how to access the result and film closer to the time.

If you have entered any of the Picture Book Award competitions, a member of the Shropshire Bookfest team will deliver prizes and certificates to your school in early July and return your competition entries.

President: Dame Jacqueline Wilson
Patrons: Martin Brown, Piers Torday & Ian Whybrow

www.shropshirebookfest.co.uk
Reg Charity No. 1120177



Book Award 2026 is supported by:
Baron Davenport's Charity
The Edward Cadbury Charitable Trust
The Hall Garth Charitable Settlement
The Harold Hyam Wingate Foundation
The Haystack Trust
The Millicope Foundation
The Arts Society Shrewsbury

PICTURE BOOK AWARD 2026 – Project Resources

Activity Suggestions

We have included lots of ideas in this pack for how to make the most of the Picture Book Award in your classroom. On page 5, there are suggestions of how to introduce the books to your pupils and activities you could do during the project.

We have put together lots of suggested activities and links to resources that are specifically related to each of the shortlisted books (see pages 6 – 17). We have also included six page borders for you to use as writing or display resources (pages 29 – 34).

Competitions

To help you and your pupils get the most out of the Picture Book Awards project, we are offering opportunities for children to respond creatively to the shortlisted books through an Art and a Class Response Competition. These competitions are not compulsory. The main thing is that the children enjoy reading the books! But we hope they will help enhance the enjoyment get from their reading.

Full information on each of the competitions is on pages 18 - 19 of this pack. You will also have been given a set of labels to attach to the Art Competition entries.

Competition deadline and delivery addresses

The deadline for all competitions is **Friday 26th June** (the same day as the Picture Book Award voting deadline). If you are sending competition entries in the post, **please ensure you have the correct postage and allow enough time for them to arrive with us by the deadline.**

All competition entries should be posted to:

Annabel Warburg, The Arches, Longnor, Shrewsbury SY5 7PP

They may also be hand-delivered to the above address or to either of the following:

Simone Goward, 8 Foxleigh Drive, Wem, SY4 5BT

Lucy Morris, 7 Sunfield Park, Shrewsbury, SY2 6PF

Comments/queries

If you have any comments or queries regarding any aspect of the Bookfest Picture Book Award Project, please contact the Bookfest Coordinator for your school.

Please send us your case studies!

Every year, Shropshire Bookfest has to secure funding to be able to continue its work for children across Shropshire. We need to demonstrate the impact the Book Award project has on engaging children in reading and we would be very grateful for your help. We would be very keen to hear your stories of a pupil or pupils who have been positively affected by taking part in Book Award. This may be educationally, emotionally, socially or in another way. These case studies can be very powerful – and we love hearing them! Case studies can remain anonymous.

EXPLORE THE SHORTLISTED BOOKS

All Stories – Suggested classroom activities:

- Introduce the book in a surprising way: bring in artefacts for clues to the story, read the story without showing any pictures, hide the covers and read the blurb.
- Small World Play – create environments from stories/animals/kitchen/classroom/streets/towns/park.
- Create puppets/finger puppets/masks of the characters.
- Junk modelling.
- Forest School.
- Dioramas: create scenes from stories inside boxes.



- Classroom displays: please share them with us...see our competition!
- Add pupils' comments to a class display using the speech bubbles provided. ([Appendix 1](#))
- Create non-fiction animal fact files of the different animals in the stories. ([Appendix 2](#))
- Find out more about the authors/illustrators: access their websites (details are included on pages 6 - 17 of this Teacher Pack), contact them (they often do respond!).



- Play trays: recreate scenes from stories - (tuff spots).
- Writing table.
- Read the story aloud, get to know it well.
- Reading table/area so children can enjoy looking at the books freely/during guided reading.
- Use morals of stories for PSHE; good example of kindness, behaviour, rule breaking and keeping.

Attitudes to Reading Survey

It would be really helpful to Shropshire Bookfest if as many schools as possible could measure the impact the Book Award project has on your pupils' attitudes to reading for pleasure by using the Open University's Reading for Pleasure survey. We've included it at the end of this pack and there's also an online version: <https://ourfp.org/2023/01/26/pupils-reading-surveys/>
Use it before you start the project and again at the end – and please share the results with us!

THE SHORTLISTED BOOKS Activities & learning suggestions

(This Teacher Pack is available on our website, so please use this to access hyperlinks.)


ALONE ON MY ROCK written by Smriti Halls, illustrated by Luke Scriven

Published by HarperCollins

Smriti Halls worked for the BBC and began a career in children's publishing and television as a writer and commissioning editor. She started writing her own books in 2012 and is now published in more than 30 languages worldwide, with bestselling and award-winning titles to her name. Smriti lives in London with her family and one well behaved dragon named Doris.

Find out more about Smriti Halls here: <https://www.smriti.co.uk/>

Instagram: @smriti_halls_author



'Smriti' The name Smriti comes from the ancient language, Sanskrit, and means remembrance - or memory. It's a name that often presents a challenge to people she meets (particularly grown-ups). As there are several consonants together, it can look a bit worrying at first sight... so she has been called everything from Samantha to Serendipity! However, it's actually easy to say. It's pronounced exactly as it's spelt and, *if in doubt, remember that Smriti rhymes with Pretty and Witty and you won't go wrong!!* (Quoted from Smriti's website)

Luke Scriven was encouraged to make art by his grandmother. Working traditionally, he uses a mix of watercolour and gouache to create pictures. Based in London, his clients include ITV, Tatler UK, Light & Motion, The Betterment Mayfair, Project Literacy and ASDA.

Find out more about Luke Scriven here: <https://lukescrivenillustration.com/>

Instagram: @lukas_scriven88

English:

- Children write their own version of *Alone On My Rock* choosing all the objects they would like to have with them on the rock. They may choose to replace 'Paddle, paddle, paddle' with other repeated onomatopoeia e.g. slosh, splosh, plop, gurgle, swash.
- The children could choose to change the rock to something else like a log. They could also change the mode of transport and therefore the sound that it makes.
- Give the goat instructions on how to stay warm and dry at night on his rock.

- Find pairs of rhyming words from the story.
- Write a postcard home from one of the animals who joined the goat at the end. What happened at the party on the rock?
- What happens next? Does the goat have to take all the things home again? Will he go off on a cruise?... Write the next part of the story.
- Research different types of goat, including mountain goats. Watch a video clip and write a description of the way mountain goats have adapted to their environment.

Music:

- Create a soundscape to accompany the story. How many different sounds can the children create to go with the objects as they are added to the rock?

Art:

- Illustrate a comic strip – possibly using the layout design on pages 11/12, or pages 13/14, or pages 16/17. Each of these has a different style of layout, although they each do the same job of showing the sequence: alone on the rock, leaving the rock, returning to the rock with something. Children illustrate their own sequence.
- Children decorate rocks to put outside in the nature/ forest school area.

RE:

- Read the Parable of The Wise Man Who Built his House Upon the Rock.

Science/ Geography:

- Give children a selection of different types of rocks to observe. Use magnifying glasses to look closely at the rocks. Children could bring their own rock in from home. What words describe their rock? Talk about colours, grains, layers, sizes, shine/sparkle. How does it feel? What can rocks be used for? Look at other properties: is it shiny/dull, does it sink/float, can you make marks with it (sandstone and chalk)?

PSHE:


- The goat kept wanting more and more but he still wasn't quite happy. Even when his rock was full there was still something missing. What did he really want? Why were friends important to him? Can you think of a time when you had lots but you kept wanting more?
- Gratitude pebbles. Each child writes on a pebble something they are grateful for. Share with the class. Over the week add another rock with something they have that they are grateful for. This may start with objects but over time the gratitude rocks can also include people or events.

ANT PARTY written by Ross Montgomery, illustrated by Sarah Warburton

Published by Walker Books

Ross Montgomery is the author of *Ten Delicious Teachers*, *Penguin Huddle* and *Ant Party*, illustrated by Sarah Warburton. His novel *Am Rebel* won the Waterstones Children's Book of the Year and was a *New York Times* bestseller, and *The Midnight Guardians* was the Waterstones Children's Book of the Month. His books have been nominated for the Costa Children's Book of the Year, the Branford Boase Award, the Laugh-Out-Loud Book Awards and the CILIP Carnegie Medal. He lives in London.

Find out more about Ross Montgomery here: <http://rossmontgomery.co.uk>
Instagram: @mossmontgomery.



Sarah Warburton is the illustrator of a number of popular titles and is sold into 40 languages. She has illustrated *Ten Delicious Teachers*, *Penguin Huddle* and *Ant Party* by Ross Montgomery, the *Princess* series by Caryl Hart, the *Twinkle* series by Katherine Holabird, *One Camel Called Doug*, *Mavis the Bravest* and *Basil Dreams Big* by Lu Fraser, and *Dinosaurs in the Supermarket*, *Dinosaurs in my School* and *Pirates in the Supermarket* by Timothy Knapman. Sarah lives in Bristol with her family.

Find out more about Sarah Warburton here: <http://www.sarahwarburtonillustrations.co.uk/>
Instagram: @s_warburton_ish_.

Science:

- It is possible to get simple ant farm kits to observe ants in the classroom for less than £20.
- Watch the life cycle of an ant. Complete a life cycle diagram. (**Appendix 7**)
<https://www.youtube.com/watch?v=p7fS1CcB1fE>

English:

- Plan what food Andy could have at his party. Write a list.
- Write invitations to Andy's party. Create a decorative border of ants and party food.
- Write Andy's diary for after his party.

- Create a warning poster, advising ants on how to keep safe from anteaters.
- Write their own stories about a fun party.
- Retell the story from the anteater's point of view. Perhaps read *The True Story of the Three Little Pigs* by Jon Scieszka to give them an idea of how to see a story from a different point of view.
- Write a letter to the anteater asking him in future not to eat the ants at the party and give him suggestions of nice alternative foods that he could try instead. FUN FACT: Anteaters do not have any teeth, so they will need to take this into consideration.
- Write instructions for making a simple dip.
- Find out more about ants and anteaters, and create a fact file or report about them. [\(Appendix 2\)](#)

Maths:

- Create a tally sheet of favourite party foods for pupils in the class. Record the results from the tally sheet onto a graph. [\(Appendix 3\)](#)
- Measure and begin to record lengths: Anteaters have the largest tongues of any mammal, measuring 60cms. Measure 60cm. Use rulers and metre sticks to measure and compare the lengths of the following animals: giraffe 54 cm, giant pangolin 70cm, sun bear 25 cm, blue whale 5m 50cm, hippopotamus 50cm, chameleons 1m 20cm. For comparison the longest human tongue is 9.5cm long. (www.animalfunfacts.net) Find out the lengths of the tongues of their favourite animals.

Food Technology:

- Children make their own dips. Taste test. Which do they think Andy would like best? Give reasons why. https://www.bbc.co.uk/food/recipes/three_easy_dips_for_kids_08808

Music:


- Learn the song, *'The Ants Go Marching One By One...'*
- Learn the song, *From the Tiny Ant* <https://www.bbc.co.uk/teach/school-radio/articles/zmd9ywx>

IT'S BEHIND YOU! - written by Jeanne Willis, illustrated by Momoko Abe

Published by Andersen Press

Jeanne Willis is an award-winning children's author and scriptwriter. She had her first picture book published by Andersen Press at the age of 21 and has won the Silver Medal Smarties Prize (*Tadpole's Promise*), the Nasen Special Needs Award (*Susan Laughs*), the Sheffield Children's Book Award (*Who's in The Loo*) and the Red House Children's Book Award (*Bottoms Up*).

Jeanne has also worked on scripts for TV, including *Polly Pocket* and *The Slow Norris*, and a pilot TV series for Dr Xargle.



Find out more about Jeanne Willis here: <https://www.jeannewillis.com>

Momoko Abe is a self-taught illustrator based in London. She grew up in Japan and moved to the UK to study film-making. She still works in the TV and film industry, whilst pursuing her passion for children's books.

Momoko was shortlisted for the AOI World Illustration Award in 2019.

Find out more about Momoko Abe here: <https://momokoabe.com>

Instagram: @momokodoodles

English:

- On the page where the dinosaur sneezes, add thought bubbles to each of the characters.
- Write a newspaper report of watching the trail of unusual characters following Nan and Gramps through the park.
- Write a diary entry from a pirate's or alien's point of view.
- Read to the end of page 8 "*Then out of nowhere, along comes...*" Children guess what might come along and what might happen next. They then write their version of the next part of the story before reading on.
- Write instructions to Nana and Grampy on how to look after their grandson.
- Write a get well soon card to the sneezing dinosaur.

- What nursery rhyme character do you notice on page 5? Learn the rhyme for Humpty Dumpty.
- Read the story *After the Fall: How Humpty Got Back Up Again* by Dan Santat. Talk about why it is OK to be scared of doing things but why it's important to try again.

Art:

- When the illustrator Momoko Abe receives a text to illustrate, she likes to read and write down whatever comes into her mind. She lets her "imagination run wild". Read pages 15 and 16 aloud to the class without showing them the illustrations. Ask them to list their ideas for what the alien creature and the monster look like. Share adjectives and record these on the whiteboard. Ask children to illustrate the pages with their own ideas.
- Design your own monster. Where has it come from?
- Draw and label a picture of a pirate and their ship. What will they need onboard?

PSHE:

- Learn about road safety. Go on a local walk.
- Write a safety poster explaining how to stay safe when walking along the path.
- Design a 20mph poster for outside your school.
- The boy is ignored by his Nana and Gramps while they are walking. Discuss how it makes us feel when we are ignored. What can we do if we notice someone being ignored? What lesson did Nana and Gramps learn at the end of the story?

Music:

- Learn *We're Going On a Bear Hunt* by Michael Rosen. Call/ act out the chant while walking around the school grounds.

Playground game:


- Play the children's game: What's the Time Mr Wolf?

THE BUTTERFLY HOUSE written and illustrated by Harry Woodgate

Published by Andersen Press

Harry Woodgate (they/them) is a multi-award-winning author and illustrator, whose debut picture book *Grandad's Camper* won the British Book Awards for Children's Illustrated Book of the Year and the Waterstones Children's Book Prize, was shortlisted for the Polari Prize, and named as an ALA Stonewall Honor Book.

Harry's work has also been shortlisted for the V&A Illustration Awards, and the Folio Society Book Illustration Competition twice. When they're not creating amazing books, they love writing music, cycling, baking and exploring independent coffee shops and bookstores.



Find out more about Harry Woodgate here: <https://www.harrywoodgate.com/>

Instagram: @harrywoodgateart

English:

- Write letters to residents at a local home for the elderly.
- Write a postcard to Mrs Brown giving her advice on what to do when she feels sad. (**Appendix 5**)
- Write instructions for growing a sunflower.
- Write a fact file about butterflies or a creature that they found using the identification spotters in the playground. (**Appendix 2**)

Art:

- Use the illustration style from *The Butterfly House* as inspiration to create their own drawings of gardens and the minibeasts they have discovered. Pupils can experiment with watercolour pencils, coloured pencils and pastels to achieve a similar layered, textured effect to Harry Woodgate's.
- Draw a picture of the minibeast that they found and label it.

PSHE:

- Use the story as a starting point for talking about feelings. Follow the link to a lesson plan from Oak National Academy for Managing our feelings: <https://www.thenational.academy/teachers/programmes/rshe-pshe-primary-ks1/units/emotions-how-do-i-feel-today/lessons/managing-our-feelings#slide-deck>

Maths:

- Complete a tally chart of creatures you can find in the playground. ([Appendix 3](#))
- Use the tally chart to create a graph of the number of each minibeast they found. Alternatively they could create a Favourite Minibeasts Graph. ([Appendix 4](#))

Science:

- Bug spotting: Go into the school wildlife, forest school area or playground to spot minibeasts. Shropshire Wildlife Trust have excellent Identification Spotter Sheets for children to use to identify Ladybirds, snails, butterflies, caterpillars and many other garden birds and insects.
<https://www.shropshirewildlifetrust.org.uk/activities-children>
- Children plant seeds and record their growth stages as labelled drawings. ([Appendix 6](#)) Flowers that will grow quickly in May include: sunflowers, nasturtiums, cosmos, calendula, cornflowers, sweetpeas and zinnias. Flowers that will grow quickly in June include: sunflowers (will flower late summer), French marigold (drought-tolerant), candytuft, limnanthes and zinnias.
- If you have a 'Grow your Own Butterfly' kit in school, use it to observe the life cycle of a butterfly. Use [Appendix 7](#) to record the life cycle. Alternatively, watch the video: <https://butterfly-conservation.org/discover-and-learn/activities-and-resources/life-cycle-of-butterflies-and-moths>
- Find 3 videos about minibeasts on the BBC website: What is a minibeast? Where do minibeasts live? Do minibeasts have superpowers? <https://www.bbc.co.uk/teach/class-clips-video/articles/z6ktg2p>


DT:

- Make a butterfly feeding table (adult support needed for this activity).
<https://www.shropshirewildlifetrust.org.uk/sites/default/files/2020-04/BUTTERFLY-TABLE.jpg>
- Make an insect hotel (adult support needed for this activity).
<https://www.shropshirewildlifetrust.org.uk/sites/default/files/2020-04/INSECT-HOTEL.jpg>
- Alternatively, build a hidey-hole for frogs, hedgehogs or minibeasts.
<https://www.shropshirewildlifetrust.org.uk/sites/default/files/2022-05/How%20to%20make%20wildlife%20hidey%20holes.pdf>
- Design their own butterfly wildlife area. Butterflies particularly love the following flowers: asters, dill, marigolds, salvias, daisies, sunflowers, lavender, cornflowers, snapdragons, wild bergamot and phlox.

THIS THAT WHAT – written by Katy Ashworth, illustrated by Colleen Larmour

Published by Puffin Books

Katy Ashworth is a TV presenter, performer, actor and writer best known for her work on BBC's CBeebies, where she brought joy to millions of children and families. With a background in musical theatre, comedy and devised performance, Katy's career spans television, theatre and voiceover work, including roles in *Justin's House*, *I Can Cook* and numerous radio and audiobook productions. She is also a jazz and soul vocalist, a public speaker and the founder of The Play Project, which delivers creative art and play workshops to support children's mental health and well-being in schools and organisations.



Find Katy Ashworth on Instagram: @katyashworthhere

Colleen Larmour is a picture book maker from Lisburn, Northern Ireland, where she lives with her family. She studied at Liverpool School of Art and on the master's course in Children's Book Illustration at Cambridge School of Art. She is the author of *A Crocodile Should Never Skip Breakfast* and has illustrated several books, including *Our Green City*, which won two awards. She was shortlisted in the 2024 World Illustration Awards.

Find out more about Colleen Larmour here: <https://colleenlarmour.com>

Instagram: @colleenlarmour

PE:

- Kiki has lots of energy. This activity gives children the opportunity to design their own activity circuit personalised to their own needs and interests. Start the discussion with children listing active things they enjoy doing to feel regulated. You can then add suggestions. Children design their own activities.
 - If you feel fidgety, movement followed by heavy work: pushing, pulling and yoga.
 - If you feel sluggish, movement and fresh air: hopscotch, bouncing, balancing, throwing.
 - Calming activities: yoga, pushing, pulling, lifting, carrying, breathing exercises.
 - Heavy work activities:
<https://www.shropscommunityhealth.nhs.uk/content/doclib/14393.pdf>

English:

- Write instructions for what pupils can do when their brains are busy. This can be linked to the previous activity.

- Write a diary entry for your busy day.
- Write a 'My Brilliant Brain' poem. Add sentence openers suggested by the class.
 - My brain is brilliant because...*
 - It helps me...*
 - It shines when...*
 - It surprises me when ...*
 Repeat first line: *My brain is brilliant because...*

Art:

- Kiki loves being creative. Let children explore all your art materials — pencils, pens, paint, watercolour pencils, collage. Offer different tools to try: big and small brushes, sponges, straws, toy car wheels, homemade twig or seed-head brushes. Encourage large, mixed-media pictures of their busy brains, filling the whole page. *"Draw what you want – it doesn't matter here. What matters is you're at the wheel and you steer."* (page 20)
- Draw a picture of themselves. In the space above their head, write all the things that pop into their head. Label their picture.

PSHE:

- Do a breathing meditation. There are lots of mindfulness activities at the BBC Children in Need Mindfulness Hub. <https://www.bbcchildreninneed.co.uk/schools/primary-school/mindfulness-hub/>
- *"I am one of a kind"* Write a description of all the things that make you special.

Computing:


- Use a painting programme. Children create pictures of inside their busy brain (page 6). Use different painting and drawing effects. Include words and onomatopoeia.

WE ARE LIKE BIRDS written and illustrated by Laila Ekboir

Published by Kumusha Books (HarperCollins)

London-based author-illustrator **Laila Ekboir** worked as a freelance illustrator for many years in Buenos Aires, Argentina, before completing an MA in children's book illustration at the Cambridge School of Art.

Drawing inspiration from everyday moments and childhood memories of living in California, Mexico City and Buenos Aires, Laila's art is colourful, warm and rich in texture. She works by hand, exploring a variety of materials and using digital tools to make her work pop, but her favourite medium is printmaking.



Laila enjoys telling whimsical stories with quirky characters, as well as exploring the themes of home, memory, identity and belonging delicately and thoughtfully.

Find out more about Laila here: <https://www.lailaekboir.com/>

Instagram: @laila_ekboir

Geography:

- Look at the Copyright/ Dedication page. You'll notice illustrations of small passport stamps. Use an atlas to find the places on a map: Ireland/Dublin, Paraguay, Bolivia, Mexico, Chile, Argentina.
- Find out about the places Florencia has visited. The Kids World Travel Guide website has guides to each of the passport stamp countries: Ireland, Paraguay, Bolivia, Mexico, Chile, Argentina. <https://www.kids-world-travel-guide.com/>
- Compare the similarities and differences between one of the above countries and where they live. Use basic geographical vocabulary.

English:

- Imagine you are on holiday in one of these places. Write a postcard home about what it is like there.
- Compare the illustrations for the place Florencia is leaving on p3 with the place she has moved to on p6. How is it different? How might she feel about moving there? Write a postcard/ letter to a friend in the old place explaining what it is like where she lives now and how she is feeling.
- Mum says Florencia's family are like snails, Dad says they are like crabs. What animal would you describe yourself as being and why? At the end of the story, why might Florencia say her family are like birds?

- Imagine Florencia is in your class. Write a welcome letter to her, giving her some helpful advice about your school.
- Write a guide about the place where you live.

Dance and Music:

The Chacarera is a folk dance from Argentina.

- Watch children dancing the Chacarera. <https://www.youtube.com/watch?v=vWySQ2nIH-O>
- Learn part of the Chacarera dance <https://www.carnegiehall.org/Education/Programs/Musical-Explorers/Digital/Program-Two/Sofia-R-and-Sofia-T/Lesson-2#Soundcloud>
- Children can clap along to the rhythm which consists of repeated double claps.

Art:

- Children each draw a picture of their house, somewhere they have lived or a picture of themselves with someone special to them. Join the pictures together to make a class patchwork quilt. If you have access to fabric pens, this activity could be done on material and made into a quilt.
- Design passport stamps for places that you have visited. (Be creative - places do not need to be abroad.)

Languages:

- Learn the Spanish words for 'hello' (*ho/a*) and 'goodbye' (*adios*). Listen to the Spanish greetings song and join in with *ho/a* and *adios*
<https://www.bbc.co.uk/bitesize/topics/zbkjmyc/articles/z4bnpg8#zcm9vj6>

PSHE:

- Create an emotions graph for each part of the story. (**Appendix 8**) Discuss reasons for Florencia feeling these ways. If they were Florencia's friend, what could they do to support her?

ART COMPETITION

We would love pupils to engage with the six shortlisted books in as many different ways as possible. We therefore invite all pupils to enter **THE PICTURE BOOK AWARD 2026 ART COMPETITION**.

Entry Criteria:

- Children are invited to submit one picture illustrating a scene or character from one of the shortlisted books.
- We would be grateful if the art entries could be individual entries to enable the judges to make a fair decision on the best one.
- Children may use any medium they choose, including collage.
- All competition entries must be A4/A3 in size but any paper/card/medium can be used.
- We regret that we cannot accept larger pieces of artwork.

Please ensure that a label (supplied in the pack provided with your books) showing the pupil's name, school and book used for inspiration is attached to the back of their entry.

Ideas:

You and your pupils may be inspired by the books in many ways! The children can be given an entirely free rein, or you may use this as a whole class teaching opportunity.

You can use some of the ideas in this Teacher Pack as a starting point, or feel free to completely surprise us.

Closing Date:

The closing date for entries is **Friday 26th June 2026**. Please ensure you pay the correct postage, especially for large or bulky items, and allow time enough time for them to arrive with us by the closing date. **We cannot accept any late entries.**

Competition delivery addresses:

Please post all competition entries to:

Annabel Warburg, The Arches, Longnor, Shrewsbury SY5 7PP

Competition entries may also be hand-delivered to the above address or to either of the following:

Simone Goward, 8 Foxleigh Drive, Wem SY4 5BT

Lucy Morris, 7 Sunfield Park, Shrewsbury SY2 6PF

All entries will be returned to school before the end of term.

Prizes:

Prizes will be given to best artwork from each participating school. One prize for every school. Please note: **A minimum of 6 entries** are required from each school in order for entries to be put through to the judging panel.

Winners will be announced and prizes delivered to school at the beginning of July 2026.

CLASS RESPONSE COMPETITION

We would love your whole class to demonstrate their enjoyment of one of their favourite books on the shortlist. We therefore invite all classes to enter **THE PICTURE BOOK AWARD 2026 CLASS RESPONSE COMPETITION**.

Entry Criteria:

- Classes are invited to submit one response to one of the shortlisted titles.
- Class displays must be of children's work.
- This can take any format, as long as it celebrates the story and how much the children have enjoyed reading it.
- This could be a class display, a class scrapbook, a collective piece of artwork, a song or poem, a film, a re-enaction (live or using puppets) or your own idea!
- Any film entries are limited to 5 minutes in length.
- Photographic entries should be accompanied by an explanatory paragraph of approximately 100 words please.

Closing Date:

The closing date for entries is **Friday 26th June 2026**. Please ensure you pay the correct postage, especially for large or bulky items, and allow time enough time for them to arrive with us by the closing date. **We cannot accept any late entries.**

Competition delivery addresses:

Please post all competition entries to:

Annabel Warburg, The Arches, Longnor, Shrewsbury SY5 7PP

Competition entries may also be hand-delivered to the above address or to either of the following:

Simone Goward, 8 Foxleigh Drive, Wem SY4 5BT

Lucy Morris, 7 Sunfield Park, Shrewsbury SY2 6PF

If your class response takes the form of a photograph with explanation or a film, these can be sent electronically to annabel.warburg@shropshirebookfest.co.uk

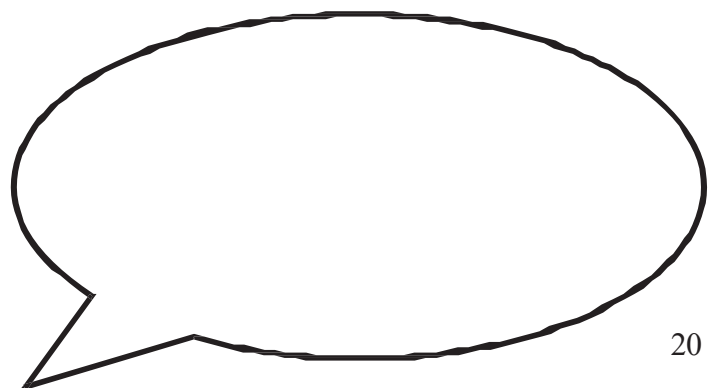

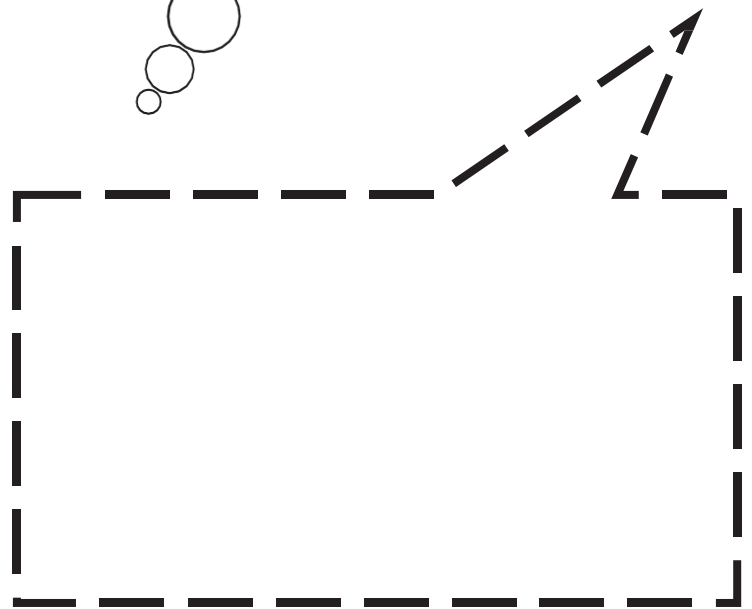


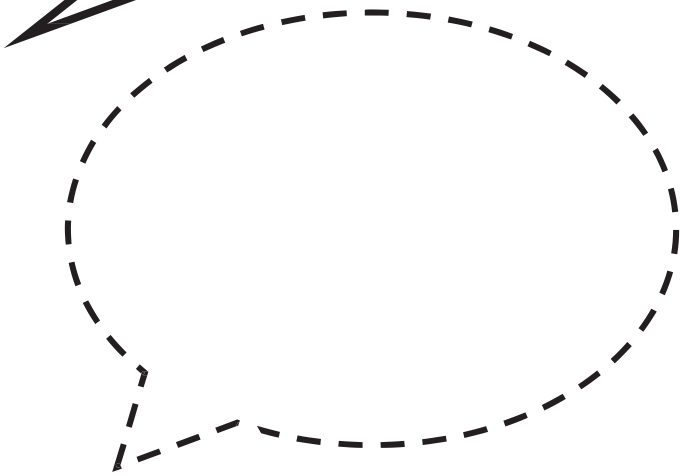
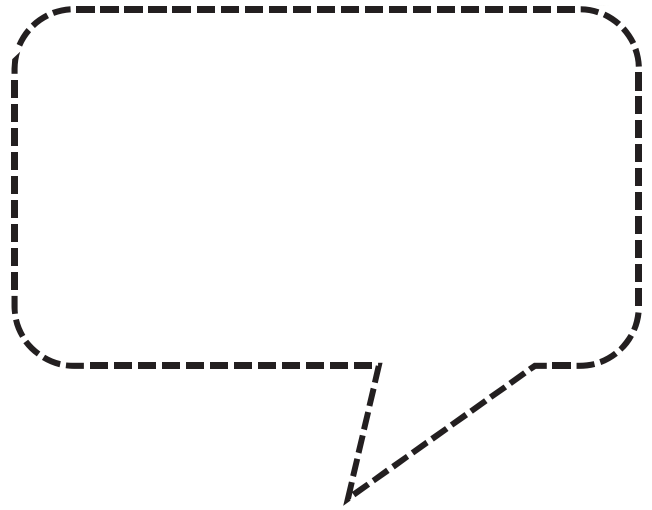
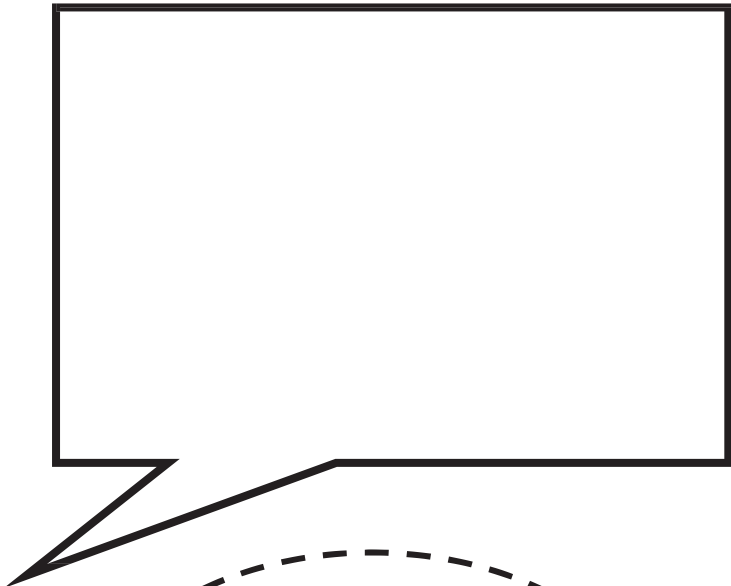
All entries will be returned to school before the end of term.

Prizes:

Prizes will be given to the best three entries overall; a certificate will be given to every class that enters.

Winners will be announced and prizes delivered to school week at the beginning of July 2026.

Appendix 1 Pupil comment speech bubbles/call outs



Appendix 2 Animal Fact File

Name of Animal

What it eats

Where it lives

What it looks like







What it does

WOW FACTS!

Appendix 3 – Tally Chart

Type of Object	Number of votes - Tally	Total

Appendix 4 – Favourite Minibeasts Graph

12						
11						
10						
9						
8						
7						
6						
5						
4						
3						
2						
1						
						

Appendix 5 – Blank Postcard

The image shows a blank postcard template. It features a rectangular area in the top-left corner with a scalloped border, intended for a postage stamp. A horizontal line runs across the middle of the card, indicating where to fold. The card is divided into two main sections by this line. The top section contains five vertical lines, and the bottom section contains six vertical lines, providing a grid for writing. The word "PostCard" is written vertically in a decorative, calligraphic font on the left side of the card, positioned between the horizontal fold line and the top edge.

Appendix 6 – Plant Growing Diary



Day one, planting:





Week 2:

Week 3:

Week 4:


Date Planted:

What the seed looks like:

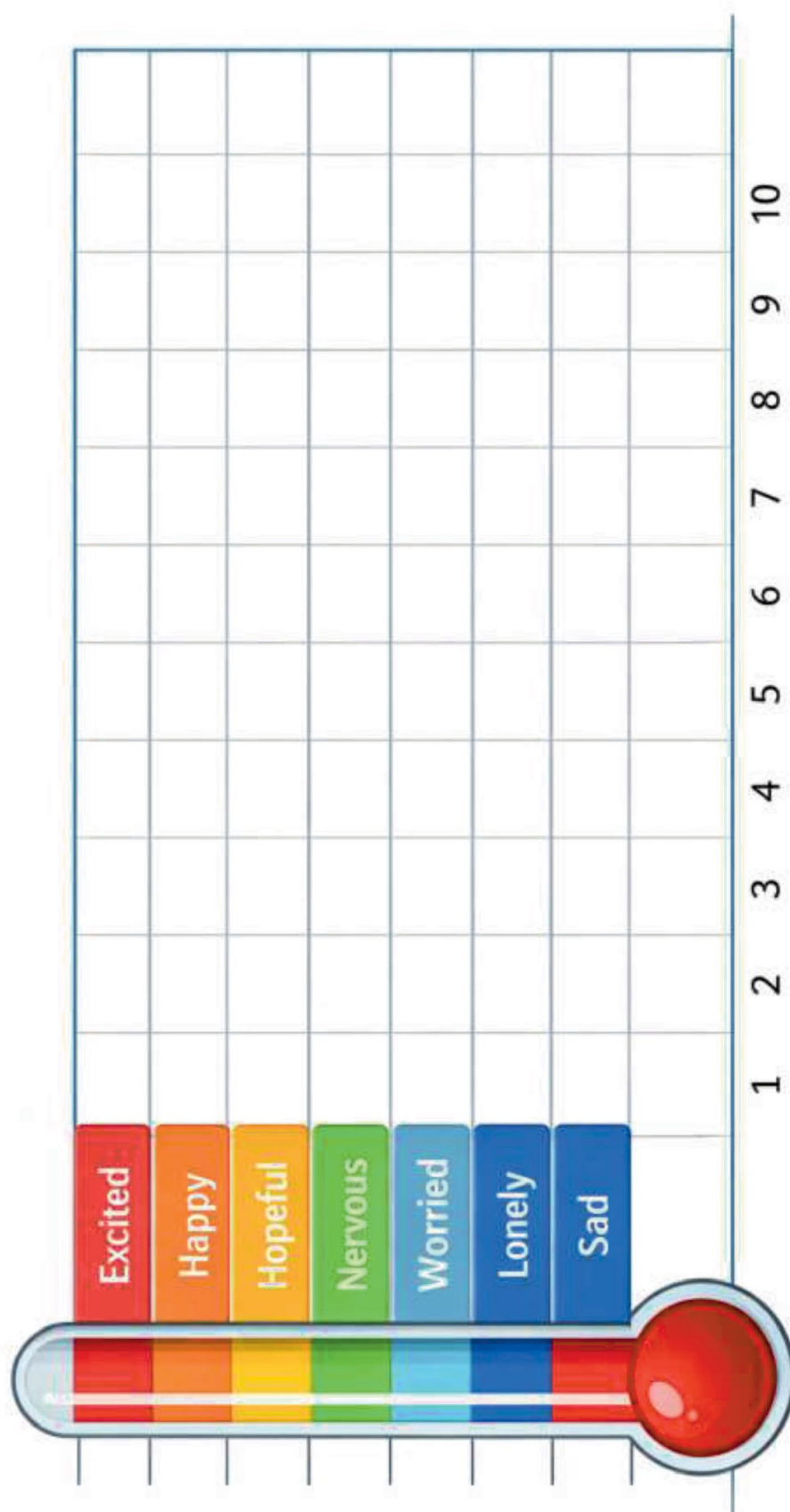


What happened to the seed?

Why did it happen?



Appendix 8 – Emotions Thermometer















ARGENTINA
BUENOS AIRES
ARRIVED 12 AUG
2021

PATAGONIA
05 FEB 2019

IGUAZÚ FALLS
25-02-2020

MIGACIÓN
ARGENTINA
10 APR 2018

USHUAIA
03 DEC 2019

BUENOS AIRES
20 JUL 2017

WELCOME TO
ARGENTINA

AEROPUERTO
EZEIZA
15 JAN 2021

PICTURE BOOK AWARD 2026 – Participating Schools

Here is a list of all the schools taking part in Picture Book Award 2026. Feel free to get in touch with each other to share ideas:

	School	Picture Book Award (R, Years 1&2)	Big Book Award (Years 5&6)
1	Alveley Primary	✓	✓
2	Birchfield School	✓	✓
3	Bucknell Primary	✓	✓
4	Castlefields Primary	✓	✓
5	Cheswardine Primary & Nursery	✓	✓
6	Clive CofE Primary	✓	
7	Clunbury Primary	✓	✓
8	Condover CofE Primary	✓	
9	Greenacres Primary	✓	
10	Hinstock Primary	✓	✓
11	Lilleshall Primary	✓	✓
12	Longnor CofE Primary	✓	✓
13	Mount Pleasant Primary	✓	
14	Newcastle CofE Primary	✓	✓
15	Norton in Hales CofE Nursery & Primary	✓	✓
16	Packwood School	✓	✓
17	Prestfelde School	✓	✓
18	Rushbury Primary	✓	✓
19	St Laurence's CofE Primary, Ludlow	✓	✓
20	St Lawrence CofE Primary, Church Stretton	✓	✓
21	St Peter's CofE Primary, Wem	✓	✓
22	Weston Lullingfields CofE School	✓	✓
23	Wilfred Owen Primary, Shrewsbury	✓	
24	Ysgol Penrhyn Dewi, Solva, Pembrokeshire	✓	

WOW! Your child's school is AMAZING!

Your school is one of 23 primary schools in Shropshire taking part in PICTURE BOOK AWARD 2026!

Run every two years since 2010, the Shropshire Bookfest Book Award is a child-led reading development project to find recently published fiction titles that pupils in Shropshire LOVE the most. This initiative gives children of all reading abilities not only a range of exciting new books to explore, but the freedom to discuss them, express their views and respond creatively to the ones they enjoy the most.

Last term, 70 books were submitted for Picture Book Award 2026 by major children's publishers. They were all read and reviewed by groups of 5-7-year-olds in 8 Shropshire schools. Based on their feedback, a shortlist has been selected of the 6 books they felt other children their age would enjoy the most.

Your child is one of 747 pupils across Shropshire who will be reading these fantastic books this term. At the end of June, they will vote for their favourite and the book with the most votes will win the Shropshire Bookfest Picture Book Award 2026.

Your school has been given multiple copies of each of the 6 shortlisted books:

- ***Alone On My Rock*** – Written by Smriti Halls, illustrated by Luke Scriven
- ***Ant Party*** - Written by Ross Montgomery, illustrated by Sarah Warburton
- ***It's Behind You!*** - Written by Jeanne Willis, illustrated by Momoko Abe
- ***The Butterfly House*** - Written and illustrated by Harry Woodgate
- ***This That What*** - Written by Katy Ashworth, illustrated by Colleen Larmour
- ***We Are Like Birds*** – Written and illustrated by Laila Ekboir

We hope you will enjoy reading these books with your child and reading along with them at home.

The 6 authors are very excited and proud to have made it onto this shortlist and to be part of a Book Award where the winning title is selected ONLY by children. The closing date for votes is Friday 26th June, and the winner will be announced in early July.

This is a great opportunity for your child to discover new books and authors, to extend their reading skills and develop a life-long love of reading. We hope that you will encourage them in the task.

Further information about the Book Award project can be found at www.shropshirebookfest.co.uk, including more about the authors and illustrators of the Picture Book Award shortlisted books and details of the books that were shortlisted for the Shropshire Bookfest BIG Book Award 2026 for 9-11-year-olds earlier this year.

If you have any questions or comments, or if you're interested in finding out about how you could help support our work in schools by joining the Shropshire Bookfest team of volunteers, we'd love to hear from you. Please email us at hello@shropshirebookfest.co.uk.

Thank you – and happy reading!

The Shropshire Bookfest Team

Bookfest

Shropshire

2027
**Readers
to Writers**



Join this creative writing initiative for primary school children, recently **endorsed** by **research** from the **University of Worcester**

For KS1
& KS2

"A hugely inspirational project that encouraged even our most reluctant writers to create a finished product that they were very proud of."

"The project raised the status of writing in our school and made every pupil feel like they were really an author!"

(Teacher feedback, Readers to Writers 2025)



Author-led, in-class workshops

A book for every pupil

CPD & classroom resources
for teachers

County-wide creative
writing competition

**BOOK
NOW**

School Registration Fee: £180

Price per pupil: £14

Email hello@shropshirebookfest.co.uk for full details and how to book

President: Dame Jacqueline Wilson
Patrons: Martin Brown, Piers Torday & Ian Whybrow

www.shropshirebookfest.co.uk
Reg Charity No. 1120177



