



Teacher Resource Pack

**2022
Picture
Book
Award**



Bookfest
Shropshire



CONTENTS

Introduction to Picture Book Award	Pages 1 – 2
Teaching Ideas: General	Page 3
Teaching Ideas: How to Grow a Unicorn	Page 4
Teaching Ideas: Ned and the Great Garden Hamster Race	Page 5
Teaching Ideas: Maybe...	Page 6
Teaching Ideas: Dogs in Disguise	Page 7
Art Competition Guidance	Page 8
Class Response Competition Guidance	Page 9
Appendices	Pages 10 – 24

PICTURE Book Award 2022

Thank you for taking part in the **Shropshire Bookfest Picture Book Award 2022** project and for helping to choose the best picture book published during the last two years for 5 to 7 year olds. There has been an amazing response to this year's sign up with a total of 26 schools and 1286 pupils reading and voting.

How has the PICTURE Book Award 2022 shortlist been chosen?

The Picture Book Award 2022 Shortlist has been chosen with the very enthusiastic help of primary school children from Hinstock, Longden, Gobowen, Mount Pleasant, St.Lawrence (Church Stretton), St.Mary's Catholic (Madeley), Baschurch and Castlefields (Bridgnorth) who between them read and commented on a list of around 70 titles put forward by the major children's publishers. We are very grateful to those pupils and to their teachers for their efforts and enthusiasm.

The four titles on the shortlist are the ones they felt were good reads for both boys and girls, aged from 5 to 7 years old; that maybe made them laugh, had fantastic characters and told a great story.

They loved them and we hope you do too.

Your school has been given multiple copies of each of the four shortlisted titles, which are now yours to keep:

- **How to Grow a Unicorn** – Written by Rachel Morrisroe, illustrated by Steven Lenton
- **Ned and the Great Garden Hamster Race** – Written and illustrated by Kim Hillyard
- **Maybe...** – Written and illustrated by Chris Haughton
- **Dogs in Disguise** - Written by Peter Bently, illustrated by John Bond

Do the children have to read all four books?

We are asking children to choose **their favourite** book from the shortlist. In order to be able to compare and choose between them, they will obviously need to read more than one book but more importantly, to read as many of the books as they can. We hope that as a whole class, through guided reading activities and with help of parents, that all pupils should be able to access **ALL FOUR** of the books to enable them to choose their favourite.

When is the voting deadline?

The deadline to submit votes is **Friday 1st July 2022**. We kindly request that votes are submitted on or before this date due to it being the end of term.

What is the voting procedure?

The voting system for the Picture Book Award has been kept simple. We are asking pupils to name their **one FAVOURITE** book out of the selection of four on the shortlist. You will have been provided with a voting card for each child in the pack delivered to you in June 2022. PLEASE can you ensure that pupils **TICK ONLY ONE BOX** on the card. The book with the highest number of votes will be the winner of the Picture Book Award 2022. **Please email the total number of votes for each title to ali.mcgowan@shropshirebookfest.co.uk ON OR BEFORE FRIDAY 1st July 2022.**

When will the winner be announced?

The winner of the **Shropshire Bookfest Picture Book Award 2022** will be announced **week beginning 3rd July 2022** via www.Shropshirebookfest.co.uk where you will be able to link to a video of the winner author speaking to the children.

We will email you to inform you of how to access the result and film closer to the time.

Case Studies

Every year Shropshire Bookfest has to secure funding to be able to continue its work for children across Shropshire. We need to demonstrate the impact the Book Award project has on engaging children in reading and we would be very grateful for your help. We would be very keen to hear your stories of a pupil or pupils who have been positively affected by taking part in the Picture Book Award. This may be educationally, psychologically, socially or in another way. These case studies can be very powerful and above all, we love hearing them! Case studies can remain anonymous.

Book Award Bites

Each week we will share a short film for you and your pupils via email. This will include ideas and activities relating to the shortlisted titles. These films will also be available via the Shropshire Bookfest website - on the Book Award page. We would love you to share what you and your pupils have been up to, we can then share your news with other schools via the Book Award Bites films.

Comments/queries

If you have any comments or queries regarding any aspect of the Bookfest Picture Book Award Project, please contact the Bookfest Coordinator for your school.

BEFORE YOU START...WATCH THE 'PICTURE BOOK AWARD

2022 LAUNCH FILM WITH YOUR PUPILS

**which, along with an electronic version of this pack, can be accessed online
at:**

www.shropshirebookfest.co.uk/book-award

Ideas for developing understanding of picture books for the PICTURE BOOK AWARD 2022

Shortlisted Titles:

- **How to Grow a Unicorn** – Written by Rachel Morrisroe, illustrated by Steven Lenton
- **Ned and the Great Garden Hamster Race** – Written and illustrated by Kim Hillyard
- **Maybe...** – Written and illustrated by Chris Haughton
- **Dogs in Disguise** - Written by Peter Bently, illustrated by John Bond

All stories – Classroom activities:

- Introduce the book in a surprising way: bring in artefacts for clues to the story, read the story without showing any pictures, hide the covers and read the blurb.
- Small World Play – create environments from stories/animals/kitchen/classroom/streets/towns/park.
- Create puppets/finger puppets/masks of the characters.
- Junk modelling.
- Forest School.
- Dioramas: create scenes from stories inside boxes.
- Play trays: recreate scenes from stories– (tuff spots).
- Classroom displays: please share them with us...see our competition!
- Add pupils comments to a class display using the speech bubbles provided. (appendix 1)
- Create non-fiction animal fact files of the different animal in the stories. (appendix 2)
- Find out more about the authors/illustrators: access their websites (below), contact them (they usually do respond!).
- Writing table.
- Read the story aloud, get to know it well.
- Reading table/area so children can enjoy looking at the books freely/during guided reading.
- Use morals of stories for PSHE; good example of kindness, behaviour, rules breaking and keeping.



Other useful links:

- Find out more about Kim Hillyard here: www.kimhillyard.com
- Download activities for Ned and the Great Garden Hamster Race here: <https://www.penguin.co.uk/articles/children/2021/jan/ned-and-the-great-garden-hamster-race-activity-sheets.html>
- Find out more about Chris Haughton here: www.chrishaughton.com Also a reading of the book and large images of the artwork in the book.
- Download classroom activities to support Maybe... here: <https://classroom.walkerbooks.com.au/home/wp-content/uploads/2021/03/Maybe-Teacher-Notes.pdf>
- Find out more about Peter Bently here: <https://www.peterbently.com>
- Find out more about John Bond here: <https://iamjohnbond.com> with a short trailer of the book <https://iamjohnbond.com/portfolio/dogs-in-disguise/>
- Fun activities to support Dogs in Disguise <https://harpercollinschildrensbooks.co.uk/2021/09/30/dogs-in-disguise-fun-activity-pack/>
- Find out more about Rachel Morrisroe here: www.rachelmorrisroe.com and a film of her reading the story here: <https://www.youtube.com/watch?v=AmcxWFSuNDc>
- Find out more about Steven Lenton here: www.stevenlenton.com and his youtube channel here: <https://www.youtube.com/channel/UCbpwB792UfmrY9JeQ2nk5lw/videos> also his tutorial on how to draw a baby unicorn here: https://www.youtube.com/watch?v=rBgCbMc_FWk

Individual Book – activity ideas/learning opportunities

(This will make sense to you once you have read the books!)

How to Grow a Unicorn Written by Rachel Morrisroe, illustrated by Steven Lenton		
English – investigating the story	<ul style="list-style-type: none"> • INTRODUCTION: Artefacts as clues to the story: seed (seed packets), trowel, plant pot, strange plants. • Look at images of garden centres, visit a garden centre/nursery. • Design a seed packet for your own magical plant, add imaginary instructions on how to make it grow. • Create and label own plant shop shelf like on page 4 • Make a list of rhyming words from the story and make up some of your own. • Create a poster to attract customers to the shop. • Retell the story from another character with another point of view. • Label a picture describing the character of the ‘flytrap’ shop keeper. • Compare to other magical plant stories. Jack and the Beanstalk/ The Enormous Turnip. 	<p>(appendix 3)</p> <p>(appendix 4)</p> <p>(appendix 5)</p> <p>(appendix 6)</p>
Maths	<ul style="list-style-type: none"> • Measuring plant heights or parts...Petals/stems/leaves/seeds • Data handling - create a survey of favourite plants • Favourite Plants graph. 	
Science	<ul style="list-style-type: none"> • Growing: grow flowers/beans from seed and keep a weekly diary. • Create a labelled diagram of parts of a plant • Look at different seeds • Investigate seed dispersal 	<p>(appendix 7)</p>
Art	<ul style="list-style-type: none"> • 3D Collage – create a magical plant with a range of materials. • Design own unicorn using ideas from pages 16 -17. • Create seed art, make a flower head with seeds and add tissue paper petals. 	

Ned and the Great Garden Hamster Race


Written and illustrated by Kim Hillyard

English – investigating the story	<ul style="list-style-type: none">• INTRODUCTION: Artefacts as clues to the story: hamsters/slug/pigeons/fox/running shoes/sandwiches.• Create a hamster (and/or other animals) fact-file, create a class book.• Collect info about hamsters. What do we know from the story?<ul style="list-style-type: none">○ Size○ Diet○ Colour○ Habitat○ Features• Create a non-fiction text/poster about an animal race. Date/time/entry requirements/obstacles• Write a note/postcard to Ned the Hamster telling him how kind and thoughtful he is.• Have a class obstacle race.• Create a map of the race and label it.	<p>(appendix 2)</p> <p>(appendix 5)</p> <p>(appendix 8)</p>
Maths	<ul style="list-style-type: none">• Compare the size of the different hamsters.• Measuring activities – heights/lengths, footprints, teeth.• Order the heights of the hamsters.	
Science	<ul style="list-style-type: none">• Animal habitats – where do hamsters come from in the wild?• Food chains.• Health and Exercise.	
Art	<ul style="list-style-type: none">• Create a range of animal footprints out of play dough/clay using tools/own hands etc.• Create hamster finger puppets .• Create own hamster character in the style of Kim Hillyard’s illustrations.	
ICT	<ul style="list-style-type: none">• Create an ‘Animal Encyclopaedia’ PowerPoint.• Create an animated movie of Ned’s Hamster Race.	

Maybe...

Written and illustrated by Chris Haughton

English – investigating the story	<ul style="list-style-type: none">• INTRODUCTION: Artefacts as clues to the story: monkey, tiger, mango, taste the mango.• Before you read all of the story to the pupils, read the first line, what the mother tells the monkeys and discuss what they might be thinking. Add thought/speech bubbles to the picture of the baby monkeys.• Think about, act out in groups and write what the monkeys may be saying to each other when the tigers appear!• Write a diary of the monkeys’ feelings over the story and think about how their feelings change.• Create a class display of different monkey expressions and describing words for feelings.• Retell the story but at your house, with your family. What has your mum or grown-up told you not to touch!?• Create a warning poster about tigers so the monkeys know what to look out for/where they may be hiding/what they do.• Compare to the story of Goldilocks where she goes to a place and touches things she shouldn’t!	<p>(appendix 1/9)</p> <p>(appendix 10)</p> <p>(appendix 5)</p>
Maths	<ul style="list-style-type: none">• Counting, tallying, totalling using pictures from the story: trees, teeth eyes, monkeys etc	
Science	<ul style="list-style-type: none">• Animal habitats – where do monkeys come from in the wild?• Investigate jungle habitats.• Investigate types of monkeys and try to find out what type the ones in the story are?	
Art	<ul style="list-style-type: none">• Create art like the lining papers in the front and the back of the book investigating one colour.• Create a monkey or tiger picture in the style of Chris Haughton’s illustrations using cutting and tearing of paper and creating a collage.• Compare the tigers in the story to Henri Rousseau’s art.• Investigate perspective and distance and create a skyline/horizon picture like at the start of the story.	<p>(appendix 11)</p>
ICT	<ul style="list-style-type: none">• Animation using repeated images of the Monkeys.	



Dogs in Disguise

Written by Peter Bently, illustrated by John Bond

English – investigating the story	<ul style="list-style-type: none">• INTRODUCTION: Artefacts as clues to the story: toy dogs, fancy dress, hats, glasses, fake moustache, car, no entry signs.• Investigate the illustration of the ‘people’ out and about at the beginning and make some predictions.• Discuss why disguises and why the dogs have to use them....who else may use disguises and why?• Look at rules and signs...discuss the ‘no dogs’ rule and write a for/against argument about why dogs should or should not be allowed.• Have a debate about NO DOGS ALLOWED in class. Have a class vote.• Make a list of all the places dogs can’t go in the story.• Discuss places where the pupils may not be allowed to go and why. Create own ‘no entry/not allowed’ warning signs.• Write a description of your favourite scene in the story.• Write the story of ‘The Cockapoos that went to Mars’.• Compare to the wolf in Little Red Riding Hood and why he used a disguise.• Write a postcard home from the Cockapoos that went to Mars, tell everyone what the journey was like and what it is like there..	<p>(appendix 12)</p> <p>(appendix 8)</p>
Maths	<ul style="list-style-type: none">• Data handling - create a survey of favourite dogs from the story.• Use data to create a favourite dogs graph.	<p>(appendix 13)</p> <p>(appendix 14)</p>
Science	<ul style="list-style-type: none">• Find out about the dogs travelling to the moon in real life. Create a non-fiction text about this.• Find out more about Mars and whether people or dogs have gone there or could go there.• Find out about camouflage in the animal world and why some animals are camouflaged.	
Art	<ul style="list-style-type: none">• Create own picture of a ‘Dog in Disguise’.• Investigate Andy Warhol’s art starting with ‘A Portrait of Maurice’	<p>(appendix 15)</p>

ART COMPETITION - GUIDANCE FOR ENTRIES

We would love for pupils to engage with the four stories in as many different ways as possible. We would like to invite all pupils to enter **THE PICTURE BOOK AWARD 2022 ART COMPETITION**.

Entry Criteria:

- Children are invited to submit one picture illustrating a scene/character from one of the shortlisted books.
- Children may use any medium they choose *including* collage.
- All competition entries must be A4/3 in size but any paper/card/medium can be used
We regret that we cannot accept larger pieces of artwork.
- Please make ensure a label (supplied in the pack provided with your books) showing pupil's name, school and book used for inspiration is attached to the **back** of their entry.

Ideas:

You and your pupils may be inspired by the books in many ways! The children can be given an entirely free rein or you may use this as a whole class teaching opportunity.

You can use some of the ideas in this booklet as a starting point or feel free to completely surprise us.

Entries to:

Please post (or drop in by hand/arrange collection with your co-ordinator) all competition entries to: Mrs A McGowan, 34 Kennedy Road, Shropshire, Shropshire, SY3 7AB. Please ensure you place the correct postage on the envelope. All entries will be returned to school before the end of term.

Closing Date:

The closing date for entries is **Friday 1st July 2022**. Please ensure you allow time for postage.

Prizes:

Prizes will be given to best art work from each participating school. One prize for every school.

(Note: A minimum of 6 entries are required from each school in order for entries to be put through to the judging panel).

Winners will be announced and prizes delivered to school week beginning: 10th July 2022.

CLASS RESPONSE COMPETITION - GUIDANCE FOR ENTRIES

We would love for the whole class to demonstrate their love for one of their favourite stories.

We would also like to invite all classes to enter...

THE PICTURE BOOK AWARD 2022 CLASS RESPONSE COMPETITION.

Entry Criteria:

- Classes are invited to submit one response to one of the shortlisted titles.
- This can take any format as long as it celebrates the story and how much the children have enjoyed reading it.
- This could be a class display, a class scrapbook, a collective piece of artwork, a song or poem, a film, a re-enaction (live or puppets) or your own idea!
- Any film entries are limited to 5 minutes in length.
- Photographic entries should be accompanied by an explanatory paragraph of approx. 100 words please.

Entries to:

- You can post or hand deliver entries to Mrs A McGowan, 34 Kennedy Road, Shropshire, Shropshire, SY3 7AB. Please ensure you place the correct postage on the envelope especially for large/bulky items.
- Alternatively, this entry may clearly take the form of a photograph with explanation or a film. These can be sent electronically to ali.mcgowan@Shropshirebookfest.co.uk
All entries will be returned to school before the end of term.

Closing Date:


The closing date for entries is **Friday 1st July 2022**. Please ensure you allow time for postage.

Prizes:

Prizes will be given to best three entries overall; a certificate will be given to every class that enters.

Winners will be announced and prizes delivered to school week beginning: 10th July 2022.

Appendix 1 Pupil comment speech bubbles/call outs



Appendix 2 Animal Fact File

Name of Animal

What it eats

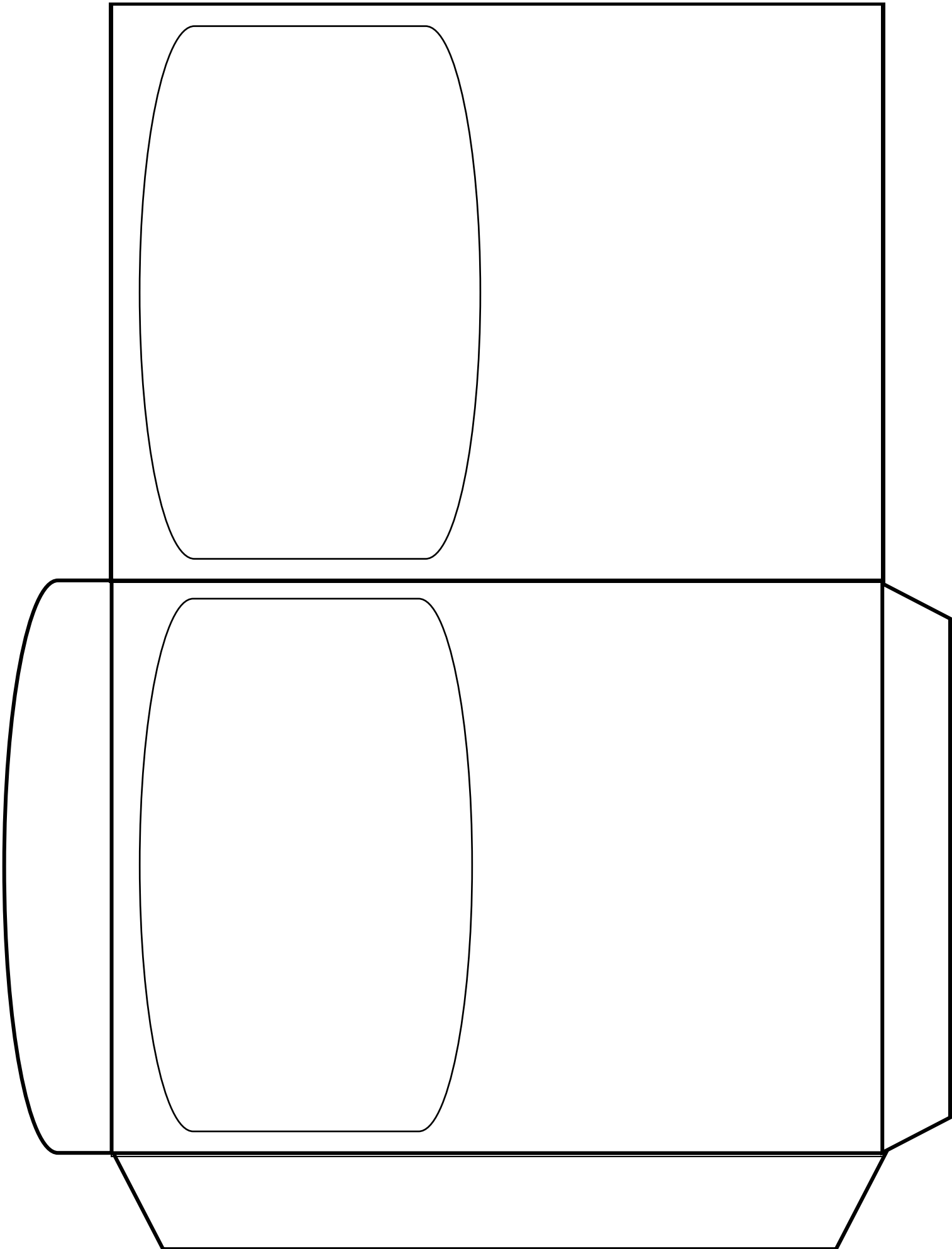
Where it lives

What it looks like


What it does

WOW FACTS!


Appendix 3 Design a Seed Packet



Appendix 4 Create a Shop Display



Appendix 5 Shop/Race/Tiger Poster



Appendix 6 Character Study

Empty rounded rectangular box for notes.

Empty rounded rectangular box for notes.

Empty rounded rectangular box for notes.

Empty rounded rectangular box for notes.



Empty rounded rectangular box for notes.

Empty rounded rectangular box for notes.

Empty rounded rectangular box for notes.

Empty rounded rectangular box for notes.

Empty rounded rectangular box for notes.

Empty rounded rectangular box for notes.

Appendix 7 Plant Growing Diary

Date Planted:

What the seed looks like:

Day one, planting:

Week 2:

Week 3:

Week 4:

What happened to the seed:


Why did it happen:

Appendix 8 Blank Postcard

The postcard template features a scalloped rectangular box in the top left corner for a stamp. A horizontal line divides the card into two sections. The top section contains four vertical lines, and the bottom section contains five vertical lines, creating columns for writing. The word "PostCard" is written vertically in a decorative font on the left side of the card.

PostCard

Appendix 9 Monkey Thoughts



Appendix 10 – Monkey Panic!

Empty speech bubble for writing.

Empty speech bubble for writing.



Empty speech bubble for writing.









Appendix 11 Henri Rousseau's Tiger









Appendix 12 – No Dogs Allowed

<p>Dogs <u>SHOULD</u> be allowed in cafes because...</p>	 A green circular sign with a black silhouette of a dog sitting and holding a book. The text "Dogs allowed" is written vertically to the right of the circle.
<p>Dogs <u>SHOULD NOT</u> be allowed in cafes because...</p>	 A red circular sign with a black silhouette of a dog sitting and holding a book. A red diagonal slash crosses through the circle, indicating prohibition.

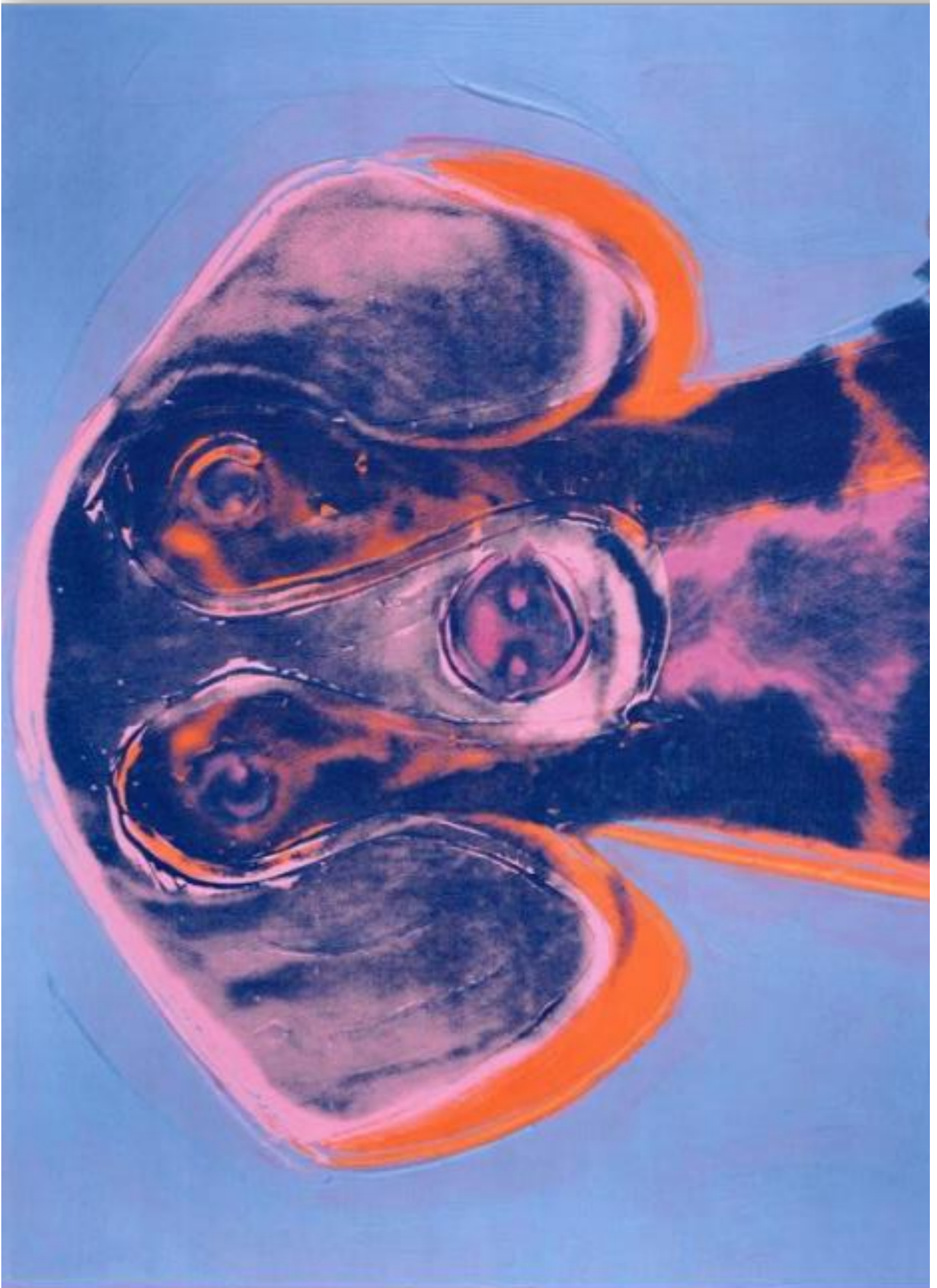
Appendix 13 Data Handling – Favourite Dogs

Breed of Dog	Number of votes - Tally	Total
	<p style="text-align: center;"> </p>	<p style="text-align: center;">3</p>
		
		
		
		
		

Appendix 14 Favourite Dogs Graph

13						
12						
11						
10						
9						
8						
7						
6						
5						
4						
3						
2						
1						
						

Appendix 15 Andy Warhol Portrait of Maurice



COMING SOON...

Bookfest

Shropshire

2023
Readers
to Writers



Taking pupils on a journey from being **readers** through to becoming **writers**, this project draws on the unique **skills, experience** and **insight** of **top children's authors** to deliver **bespoke** creative writing **workshops** into **every** classroom. Pupils complete the journey by producing their very own **book**



KS1

Encourages children to write more than usual

KS2



Engages reluctant writers

Encourages book talk in class

CPD for teachers

Opportunity to enter into county-wide competition, to **showcase** the pupils' **work** giving a sense of **purpose** for their writing

The Bookfest project has been a tremendous **inspiration** to the children in my class; **valuable** beyond measure for one simple reason, that now they **believe** themselves to be writers.

Cost:

School registration fee: £180
Per pupil: £14

Email info@shropshirebookfest.co.uk to receive full details & how to book.

Final closing date for booking is early **October 2022**.

Project includes:

- In-class creative writing workshop.
- Mentorship from children's author.
- One-day creative writing conference for every class teacher
- Class sets of books by workshop author.
- Resource pack for whole term planning & support from Bookfest co-ordinator.



President: Dame Jacqueline Wilson
Patrons: Martin Brown, Piers Torday & Ian Whybrow

www.shropshirebookfest.co.uk
Reg Charity No. 1120177

