

Tom McLaughlin


Workshop Synopsis:

Pupils will create the title, characters and story outline for their own 'Accidental' book. They will also draw a rough version of the front cover and write the first chapter. Total running time: Approx 55 minutes plus time to work on 5 activities (4 writing and 1 drawing). Pupils will need plenty of blank pieces of paper and pens/pencils.




Part 1: My 'Accidental' books and creating an idea and a title for your own book:

I say hello and introduce myself and talk about where my ideas for my 'Accidental' series of books came from. I then go into more detail about 'The Accidental Billionaire' and read an extract from the book. For their first task, I ask the children to think "What cool job would I like to do if I was the hero of a book?" (Approx 15 minutes long plus time to complete the first activity)



Part 2: Developing your characters:

The children will hopefully now have the title of their book: "The Accidental _____". Using the example of my own idea of a new 'Accidental' book, I suggest ways of helping them create three main characters for their book. Their next task is to think about what their characters are like and write this down. (Approx 6 minutes long plus time to complete the second activity)




Part 3: Constructing your story outline:

I use an example of what might happen in my new 'Accidental' book to give children ideas of how to create the outline for their own story. I also ask them to think about how their characters might develop. Their next task is to write down what happens in their story as a series of bullet-points. (Approx 10 minutes long plus time to complete the third activity)



Part 4: Creating your book cover illustration:

As an illustrator, drawing helps me to write. By demonstrating on my iPad how I might sketch out a front cover, I give the children some drawing tips and ideas for creating covers and illustrations for their books. Their next task is to draw a sketch for the front cover of their own book. (Approx 15 minutes long plus time to complete the fourth activity)



Part 5: Writing the opening chapter:

After a quick recap of what the pupils will have done so far, I get them to have a think about how their book could start. Now they're ready to have a go at writing their first chapter! (Approx 3 minutes long plus time to complete the final activity)

Your questions answered